




Connectors > Terminal Blocks & Strips > PCB Terminal Blocks



Terminal Block Connector Type: **Plug**

Connector System: **Wire-to-Board**

Number of Positions: **8**

Centerline (Pitch): **5.08 mm [ .2 in ]**

Number of Rows: **1**

## Features

### Product Type Features

Wire Protection	With
Block Type	Stacking Plug
Terminal Block Connector Type	Plug
Connector System	Wire-to-Board
Connector & Contact Terminates To	Wire & Cable

### Configuration Features

Threaded Flange	With
Number of Positions	8
Number of Rows	1
Wire Entry Angle	Side

### Electrical Characteristics

Current Rating (Max)	15 A
Voltage Rating	300 VAC

### Body Features



Interlock	Without
-----------	---------

### Contact Features

Contact Mating Area Plating Material	Tin
Contact Base Material	Phosphor Bronze
Contact Current Rating (Max)	15 A

### Mechanical Attachment

Screwless Terminal Block	No
Mounting Angle	Right Angle
Screw Size	M3
Screw Plating Material	Nickel
Screw Material	Brass
Screw Flange	With

### Housing Features

Housing Color	Green
Housing Material	PA 66
Centerline (Pitch)	5.08 mm [.2 in]

### Dimensions

Wire Size	.05 – 3 mm <sup>2</sup>
-----------	-------------------------

### Usage Conditions

Operating Temperature Range	-40 – 105 °C [-40 – 221 °F]
-----------------------------	-----------------------------

### Operation/Application

Circuit Application	Power & Signal
---------------------	----------------

### Packaging Features

Packaging Method	Carton
Packaging Quantity	100

### Product Compliance

For compliance documentation, visit the product page on [TE.com](https://www.te.com)>

EU RoHS Directive 2011/65/EU	Compliant with Exemptions
EU ELV Directive 2000/53/EC	Compliant with Exemptions
China RoHS 2 Directive MIIT Order No 32, 2016	Restricted Materials Above Threshold



EU REACH Regulation (EC) No. 1907/2006

Current ECHA Candidate List: JUNE 2022 (224)

Candidate List Declared Against: JUL 2021 (219)

SVHC > Threshold:

Pb (2% in Component)

**Article Safe Usage Statements:**

Do not eat, drink or smoke when using this product. Wash thoroughly after handling. Recycle if possible and dispose of the article by following all applicable governmental regulations relevant to your geographic location.

Halogen Content

Not Low Halogen - contains Br or Cl > 900 ppm.


Solder Process Capability

Not applicable for solder process capability

**Product Compliance Disclaimer**

This information is provided based on reasonable inquiry of our suppliers and represents our current actual knowledge based on the information they provided. This information is subject to change. The part numbers that TE has identified as EU RoHS compliant have a maximum concentration of 0.1% by weight in homogenous materials for lead, hexavalent chromium, mercury, PBB, PBDE, DBP, BBP, DEHP, DIBP, and 0.01% for cadmium, or qualify for an exemption to these limits as defined in the Annexes of Directive 2011/65/EU (RoHS2). Finished electrical and electronic equipment products will be CE marked as required by Directive 2011/65/EU. Components may not be CE marked. Additionally, the part numbers that TE has identified as EU ELV compliant have a maximum concentration of 0.1% by weight in homogenous materials for lead, hexavalent chromium, and mercury, and 0.01% for cadmium, or qualify for an exemption to these limits as defined in the Annexes of Directive 2000/53/EC (ELV). Regarding the REACH Regulation, the information TE provides on SVHC in articles for this part number is based on the latest European Chemicals Agency (ECHA) 'Guidance on requirements for substances in articles' posted at this URL: <https://echa.europa.eu/guidance-documents/guidance-on-reach>

## Compatible Parts



TE Part # 796866-8  
8 POS TERMINAL-BLOK HDR RT ANGLE




TE Part # 282815-8  
TERMI-BLOK HEADER, ASSY90 8P.5



TE Part # 796867-8  
8 POS TERMIN-BLOK HDR VERTICAL



TE Part # 796858-8  
8 POS TERMIN-BLOK PLUG RT ANGLE



TE Part # 796864-8  
8 POS TERMIN-BLOK HDR RT ANGLE

## Documents

**CAD Files**

Customer View Model



[ENG\\_CVM\\_796859-8\\_E1.3d\\_igs.zip](#)

English

**Customer View Model**

[ENG\\_CVM\\_796859-8\\_E1.3d\\_stp.zip](#)

English

**Customer View Model**

[ENG\\_CVM\\_796859-8\\_E1.2d\\_dxf.zip](#)

English

**3D PDF**

English

**3D PDF**

3D

**Customer View Model**

[ENG\\_CVM\\_CVM\\_796859-8\\_E.2d\\_dxf.zip](#)

English

**Customer View Model**

[ENG\\_CVM\\_CVM\\_796859-8\\_E.3d\\_igs.zip](#)

English

**Customer View Model**

[ENG\\_CVM\\_CVM\\_796859-8\\_E.3d\\_stp.zip](#)

English

By downloading the CAD file I accept and agree to the [Terms and Conditions](#) of use.

---

### Datasheets & Catalog Pages

[Eurostyle Terminal Blocks Focus Product Stock List](#)

English

[BUCHANAN TERMINAL BLOCKS CATALOG - EUROSTYLE TERMINAL BLOCKS](#)

English

[BUCHANAN PCB TERMINAL BLOCKS](#)

English

[1-1773458-1\\_EURO\\_STYLE\\_TERMINAL\\_BLOCKS\\_QRG](#)

English

---

### Product Specifications

[Application Specification](#)

English